

### IMPORTANT INFORMATION

1. The AXA MPF Conservative Fund in the Plan does not guarantee the repayment of capital.
2. You should consider your own risk tolerance level and financial circumstances before making any investment choices. When, in your selection of funds, you are in doubt as to whether a certain fund is suitable for you (including whether it is consistent with your investment objectives), you should seek financial and/or professional advice and choose the fund(s) most suitable for you taking into account your circumstances.
3. Please be reminded that in the event that you do not make any investment choices or if you submit an investment mandate which is invalid in the circumstances set out in the relevant scheme enrollment form, your contributions made and/or benefits transferred into AXA MPF - Simple Plan will be invested into the AXA MPF Conservative Fund in accordance with the default fund arrangement as stated in Section 6.5 of the relevant offering document, and such fund may not necessarily be suitable for you.
4. Fees and charges of a MPF conservative fund can be deducted from either: (i) the assets of the fund; or (ii) members' account by way of unit deduction. The AXA MPF Conservative Fund uses method (i) and, therefore, unit prices/NAV/fund performance quoted have incorporated the impact of fees and charges.
5. You should not invest based on this document alone and should read the relevant offering document for further details including product features, fees and charges and risk factors.

### 重要資料

1. 本計劃的AXA強積金保守基金的回報並非本金保證。
2. 您在作出投資選擇前，必須衡量個人可承受風險的程度及您的財政狀況。在揀選基金時，如您就某一項基金是否適合您(包括是否符合您的投資目標)而有任何疑問，請徵詢財務及/或專業人士的意見，並因應您的個人狀況而選擇最適合您的基金。
3. 請緊記若您沒有選擇任何投資分佈或若您提交的投資授權書在有關會員申請表內所列的情況下被視為無效，您所作出的供款及/或轉移入AXA強積金 - 易富之選的累積權益將根據會員申請表及有關說明書第6.5節所指的預設基金安排，投資於AXA強積金保守基金，而此基金並不一定適合您。
4. 強積金保守基金的收費及費用可(一)透過扣除基金資產收取；或(二)透過扣除會員賬戶中的單位收取。AXA強積金保守基金採用方式(一)收費，故所列之單位價格/資產淨值/基金表現已反映費用及收費之影響。
5. 您不應單獨依靠本刊而作出投資，並應細閱有關說明書以獲取進一步資料，包括產品特徵，收費及風險因素。

### NOTES:

1. The plan name of the Elite Mandatory Provident Fund has been changed to AXA MPF - Simple Plan (the "Plan") with effect on 10<sup>th</sup> January 2011. Please refer to the relevant offering document of the Plan which is available at our website [www.axa.com.hk](http://www.axa.com.hk) for further information.
2. The fund performance information of cumulative return, annualized return, annualized dollar cost averaging return and calendar year return are provided by AXA China Region Insurance Company (Bermuda) Limited.
3. The risk level is determined by AXA China Region Insurance Company (Bermuda) Limited based on the asset class of the relevant underlying APIF. Such risk level will be reviewed yearly and updated in accordance with prevailing market circumstances (where applicable) and is provided for reference only.
4. Performance information of the fund will be presented only if they have investment track records of not less than 6 months.
5. The "Calendar Year Return" will be calculated from the launch date to that calendar year end if the fund performance is less than 1 year.
6. The information contained in this document has not been reviewed in the light of your personal financial circumstances. If you need investment advice, you should seek professional advices from your financial advisers. This document is not and should not be construed as an offer to sell or solicitation of an offer to purchase or subscribe for any investment. The expressions of opinion in this document are subject to change without notice.

### 注意：

1. 由2011年1月10日起，睿智強制性公積金之計劃名稱已更改為AXA強積金 - 易富之選(「本計劃」)。請參閱列載於我們的網頁 [www.axa.com.hk](http://www.axa.com.hk) 的說明書以獲取進一步資料。
2. 累積回報、年度回報、年度平均成本回報及曆年回報的基金表現資料由安盛保險(百慕達)有限公司提供。
3. 風險程度乃由安盛保險(百慕達)有限公司根據相關匯集投資基金之資產級別決定。此風險程度將每年進行檢討，並因應主要市場情況作出更改(如適用)及僅供參考用途。
4. 基金必須有最少6個月的投資往績紀錄，方會呈列表現資料。
5. 如基金表現少於一年，該基金曆年回報以成立日期至該曆年年底計算。
6. 本文件所載資料並無因應任何個人情況作出審核。如您需要投資意見，請向您的財務顧問徵詢專業意見。本文件並非亦不應被視為要約出售或建議要約購買或認購任何投資。本文件之內容所發表的意見，可予修改而毋須作另外通知。

**Investment involves risk. Past performance information presented is not indicative of future performance. Please refer to the Offering Document of AXA MPF - Simple Plan for further details including product features, fees and charges and risk factors.**

**投資涉及風險。過往業績數據並非未來業績的指標。請參閱AXA強積金 - 易富之選說明書以獲取進一步資料，包括產品特徵，收費及風險因素。**

All the information presented are those of the constituent funds offered by AXA MPF - Simple Plan.

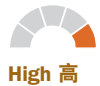
所有呈列的資料乃AXA強積金 - 易富之選成分基金的資料。

## AXA - Fidelity Global Equity Fund (MGE)

### AXA - 富達環球股票基金 (MGE)

Formerly known as Multi-Manager Global Equity Fund 此基金之前稱為精英管理環球股票基金

Risk Level  
風險程度



	3Months 3個月	YTD 年初至今	1Year 1年	3Years 3年	5Years 5年	10Years 10年	Since Launch 成立至今
<b>Cumulative Return 累積回報 (%)</b>	13.52	13.52	-2.43	50.69	-24.65	N/A不適用	-23.37
<b>Annualized Return 年度回報 (%)</b>	N/A不適用	N/A不適用	-2.43	14.65	-5.50	N/A不適用	-4.92
<b>Annualized Dollar Cost Averaging Return<sup>1</sup> (%)</b> 年度平均成本回報 <sup>1</sup>	N/A不適用	N/A不適用	5.42	3.21	0.70	N/A不適用	0.34
	<b>2011</b>	<b>2010</b>	<b>2009</b>	<b>2008</b>	<b>2007</b>		
<b>Calendar Year Return 曆年回報 (%)</b>	-11.10	5.87	27.45	-46.77	5.72		

#### Fund Details 基金資料

<b>Investment Manager of the Underlying APIF 相關匯集投資基金的投資經理</b>	FIL Investment Management (Hong Kong) Limited 富達基金(香港)有限公司
<b>Launch Date 成立日期</b>	19/12/2006
<b>Fund Price 基金價格</b>	HKD港元 7.64
<b>Risk Indicator<sup>2</sup> (%) 風險指標<sup>2</sup> (%)</b>	17.99

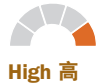
Note: The name of Multi-Manager Global Equity Fund has been changed to AXA - Fidelity Global Equity Fund in effective on 10th January 2011. Please refer to the relevant Offering Document for the fund details.  
註：精英管理環球股票基金的名稱已更改為AXA - 富達環球股票基金，並於2011年1月10日生效。關於基金的資料，請參閱有關說明書。

## AXA - Fidelity Asia Pacific Equity Fund (MAP)

### AXA - 富達亞太股票基金 (MAP)

Formerly known as Multi-Manager Asia Pacific (ex-Japan) Equity Fund 此基金之前稱為精英管理亞太(日本除外)股票基金

Risk Level  
風險程度



	3Months 3個月	YTD 年初至今	1Year 1年	3Years 3年	5Years 5年	10Years 10年	Since Launch 成立至今
<b>Cumulative Return 累積回報 (%)</b>	13.42	13.42	-6.61	47.29	-3.82	N/A不適用	3.51
<b>Annualized Return 年度回報 (%)</b>	N/A不適用	N/A不適用	-6.61	13.78	-0.78	N/A不適用	0.66
<b>Annualized Dollar Cost Averaging Return<sup>1</sup> (%)</b> 年度平均成本回報 <sup>1</sup>	N/A不適用	N/A不適用	2.55	1.89	1.06	N/A不適用	0.93
	<b>2011</b>	<b>2010</b>	<b>2009</b>	<b>2008</b>	<b>2007</b>		
<b>Calendar Year Return 曆年回報 (%)</b>	-16.45	6.46	46.21	-47.68	34.14		

#### Fund Details 基金資料

<b>Investment Manager of the Underlying APIF 相關匯集投資基金的投資經理</b>	FIL Investment Management (Hong Kong) Limited 富達基金(香港)有限公司
<b>Launch Date 成立日期</b>	19/12/2006
<b>Fund Price 基金價格</b>	HKD港元 10.31
<b>Risk Indicator<sup>2</sup> (%) 風險指標<sup>2</sup> (%)</b>	20.88

Note: The name of Multi-Manager Asia Pacific (ex-Japan) Equity Fund has been changed to AXA - Fidelity Asia Pacific Equity Fund in effective on 10th January 2011. Please refer to the relevant Offering Document for the fund details.

註：精英管理亞太(日本除外)股票基金的名稱已更改為AXA - 富達亞太股票基金，並於2011年1月10日生效。關於基金的資料，請參閱有關說明書。

## AXA - Templeton Global Bond Fund (MGB)

### AXA - 鄧普頓環球債券基金 (MGB)

Formerly known as Multi-Manager Global Bond Fund 此基金之前稱為精英管理環球債券基金

Risk Level  
風險程度



	3Months 3個月	YTD 年初至今	1Year 1年	3Years 3年	5Years 5年	10Years 10年	Since Launch 成立至今
<b>Cumulative Return 累積回報 (%)</b>	3.61	3.61	1.68	20.10	14.02	N/A不適用	14.81
<b>Annualized Return 年度回報 (%)</b>	N/A不適用	N/A不適用	1.68	6.30	2.66	N/A不適用	2.65
<b>Annualized Dollar Cost Averaging Return<sup>1</sup> (%)</b> 年度平均成本回報 <sup>1</sup>	N/A不適用	N/A不適用	0.73	1.69	1.60	N/A不適用	1.56
	<b>2011</b>	<b>2010</b>	<b>2009</b>	<b>2008</b>	<b>2007</b>		
<b>Calendar Year Return 曆年回報 (%)</b>	0.09	5.03	4.05	-3.07	4.50		

#### Fund Details 基金資料

<b>Investment Manager of the Underlying APIF 相關匯集投資基金的投資經理</b>	Franklin Templeton Investments (Asia) Limited 富蘭克林鄧普頓投資(亞洲)有限公司
<b>Launch Date 成立日期</b>	19/12/2006
<b>Fund Price 基金價格</b>	HKD港元 11.47
<b>Risk Indicator<sup>2</sup> (%) 風險指標<sup>2</sup> (%)</b>	6.10

Note: The name of Multi-Manager Global Bond Fund has been changed to AXA - Templeton Global Bond Fund in effective on 10th January 2011. Please refer to the relevant Offering Document for the fund details.  
註：精英管理環球債券基金的名稱已更改為AXA - 鄧普頓環球債券基金，並於2011年1月10日生效。關於基金的資料，請參閱有關說明書。

## AXA - Templeton Japan Equity Fund (MJE)

### AXA - 鄧普頓日本股票基金 (MJE)

Formerly known as Multi-Manager Japan Equity Fund 此基金之前稱為精英管理日本股票基金

Risk Level  
風險程度



High 高

	3Months 3個月	YTD 年初至今	1Year 1年	3Years 3年	5Years 5年	10Years 10年	Since Launch 成立至今
Cumulative Return 累積回報 (%)	11.01	11.01	-1.13	21.78	-40.12	N/A 不適用	-38.44
Annualized Return 年度回報 (%)	N/A 不適用	N/A 不適用	-1.13	6.79	-9.75	N/A 不適用	-8.78
Annualized Dollar Cost Averaging Return <sup>1</sup> 年度平均成本回報 <sup>1</sup> (%)	N/A 不適用	N/A 不適用	2.54	0.47	-1.54	N/A 不適用	-1.85
	2011	2010	2009	2008	2007		
Calendar Year Return 曆年回報 (%)	-14.51	6.06	2.86	-35.57	-7.71		

#### Fund Details 基金資料

Investment Manager of the Underlying APIF 相關匯集投資基金的投資經理	Franklin Templeton Investments (Asia) Limited 富蘭克林鄧普頓投資(亞洲)有限公司
Launch Date 成立日期	19/12/2006
Fund Price 基金價格	HKD 港元 6.15
Risk Indicator <sup>2</sup> (%) 風險指標 <sup>2</sup> (%)	14.98

Note: The name of Multi-Manager Japan Equity Fund has been changed to AXA - Templeton Japan Equity Fund in effective on 10th January 2011. Please refer to the relevant Offering Document for the fund details.  
註：精英管理日本股票基金的名稱已更改為AXA - 鄧普頓日本股票基金，並於2011年1月10日生效。關於基金的資料，請參閱有關說明書。

## AXA - RCM Hong Kong Fund (MHK)

### AXA - RCM香港基金 (MHK)

Formerly known as Multi-Manager Hong Kong Equity Fund 此基金之前稱為精英管理香港股票基金

Risk Level  
風險程度



High 高

	3Months 3個月	YTD 年初至今	1Year 1年	3Years 3年	5Years 5年	10Years 10年	Since Launch 成立至今
Cumulative Return 累積回報 (%)	10.32	10.32	-11.96	62.29	21.59	N/A 不適用	99.60
Annualized Return 年度回報 (%)	N/A 不適用	N/A 不適用	-11.96	17.52	3.99	N/A 不適用	10.08
Annualized Dollar Cost Averaging Return <sup>1</sup> 年度平均成本回報 <sup>1</sup> (%)	N/A 不適用	N/A 不適用	-0.17	0.56	1.63	N/A 不適用	3.07
	2011	2010	2009	2008	2007		
Calendar Year Return 曆年回報 (%)	-20.96	15.04	59.45	-46.54	42.11		

#### Fund Details 基金資料

Investment Manager of the Underlying APIF 相關匯集投資基金的投資經理	RCM Asia Pacific Limited
Launch Date 成立日期	20/1/2005
Fund Price 基金價格	HKD 港元 19.88
Risk Indicator <sup>2</sup> (%) 風險指標 <sup>2</sup> (%)	22.79

Note: The name of Multi-Manager Hong Kong Equity Fund has been changed to AXA - RCM Hong Kong Fund in effective on 10th January 2011. Please refer to the relevant Offering Document for the fund details.  
註：精英管理香港股票基金的名稱已更改為AXA - RCM香港基金，並於2011年1月10日生效。關於基金的資料，請參閱有關說明書。

## AXA Growth Fund (MGR)

### AXA增長基金 (MGR)

Formerly known as Multi-Manager Growth Fund 此基金之前稱為精英管理增長基金

Risk Level  
風險程度



High 高

	3Months 3個月	YTD 年初至今	1Year 1年	3Years 3年	5Years 5年	10Years 10年	Since Launch 成立至今
Cumulative Return 累積回報 (%)	10.39	10.39	-6.66	47.65	-7.58	N/A 不適用	32.23
Annualized Return 年度回報 (%)	N/A 不適用	N/A 不適用	-6.66	13.87	-1.56	N/A 不適用	3.96
Annualized Dollar Cost Averaging Return <sup>1</sup> 年度平均成本回報 <sup>1</sup> (%)	N/A 不適用	N/A 不適用	1.61	1.55	0.72	N/A 不適用	0.88
	2011	2010	2009	2008	2007		
Calendar Year Return 曆年回報 (%)	-14.72	9.30	34.03	-42.40	18.85		

#### Fund Details 基金資料

Investment Manager of the Underlying APIF 相關匯集投資基金的投資經理	AXA Investment Managers Asia Limited 安盛投資管理亞洲有限公司
Launch Date 成立日期	20/1/2005
Fund Price 基金價格	HKD 港元 13.17
Risk Indicator <sup>2</sup> (%) 風險指標 <sup>2</sup> (%)	17.13


Note: The name of Multi-Manager Growth Fund has been changed to AXA Growth Fund in effective on 10th January 2011. Please refer to the relevant Offering Document for the fund details.  
註：精英管理增長基金的名稱已更改為AXA增長基金，並於2011年1月10日生效。關於基金的資料，請參閱有關說明書。

## AXA Balanced Fund (MBA)

### AXA 均衡基金 (MBA)

Formerly known as Multi-Manager Balanced Fund 此基金之前稱為精英管理均衡基金

Risk Level  
風險程度



	3Months 3個月	YTD 年初至今	1Year 1年	3Years 3年	5Years 5年	10Years 10年	Since Launch 成立至今
<b>Cumulative Return 累積回報 (%)</b>	8.01	8.01	-5.48	40.50	-3.22	N/A 不適用	29.92
<b>Annualized Return 年度回報 (%)</b>	N/A 不適用	N/A 不適用	-5.48	12.00	-0.65	N/A 不適用	3.71
<b>Annualized Dollar Cost Averaging Return<sup>1</sup> 年度平均成本回報<sup>1</sup> (%)</b>	N/A 不適用	N/A 不適用	0.77	1.32	0.77	N/A 不適用	0.92
	<b>2011</b>	<b>2010</b>	<b>2009</b>	<b>2008</b>	<b>2007</b>		
<b>Calendar Year Return 曆年回報 (%)</b>	-11.78	8.29	27.96	-35.36	15.46		

#### Fund Details 基金資料

<b>Investment Manager of the Underlying APIF 相關匯集投資基金的投資經理</b>	AXA Investment Managers Asia Limited 安盛投資管理亞洲有限公司
<b>Launch Date 成立日期</b>	20/1/2005
<b>Fund Price 基金價格</b>	HKD 港元 12.94
<b>Risk Indicator<sup>2</sup> (%) 風險指標<sup>2</sup> (%)</b>	13.90

Note: The name of Multi-Manager Balanced Fund has been changed to AXA Balanced Fund in effective on 10th January 2011. Please refer to the relevant Offering Document for the fund details.  
註：精英管理均衡基金的名稱已更改為AXA均衡基金，並於2011年1月10日生效。關於基金的資料，請參閱有關說明書。

## AXA Stable Fund (MST)

### AXA 平穩基金 (MST)

Formerly known as Multi-Manager Stable Fund 此基金之前稱為精英管理平穩增長基金

Risk Level  
風險程度



	3Months 3個月	YTD 年初至今	1Year 1年	3Years 3年	5Years 5年	10Years 10年	Since Launch 成立至今
<b>Cumulative Return 累積回報 (%)</b>	2.91	2.91	-1.64	25.44	5.62	N/A 不適用	20.54
<b>Annualized Return 年度回報 (%)</b>	N/A 不適用	N/A 不適用	-1.64	7.85	1.10	N/A 不適用	2.63
<b>Annualized Dollar Cost Averaging Return<sup>1</sup> 年度平均成本回報<sup>1</sup> (%)</b>	N/A 不適用	N/A 不適用	-0.40	1.08	0.93	N/A 不適用	1.04
	<b>2011</b>	<b>2010</b>	<b>2009</b>	<b>2008</b>	<b>2007</b>		
<b>Calendar Year Return 曆年回報 (%)</b>	-4.26	6.45	13.00	-17.61	9.41		

#### Fund Details 基金資料

<b>Investment Manager of the Underlying APIF 相關匯集投資基金的投資經理</b>	AXA Investment Managers Asia Limited 安盛投資管理亞洲有限公司
<b>Launch Date 成立日期</b>	20/1/2005
<b>Fund Price 基金價格</b>	HKD 港元 12.03
<b>Risk Indicator<sup>2</sup> (%) 風險指標<sup>2</sup> (%)</b>	7.27

Note: The name of Multi-Manager Stable Fund has been changed to AXA Stable Fund in effective on 10th January 2011. Please refer to the relevant Offering Document for the fund details.  
註：精英管理平穩增長基金的名稱已更改為AXA平穩基金，並於2011年1月10日生效。關於基金的資料，請參閱有關說明書。

## AXA MPF Conservative Fund (MCP)

### AXA 強積金保守基金 (MCP)

Formerly known as MPF Conservative Fund 此基金之前稱為強積金保守基金

Risk Level  
風險程度



	3Months 3個月	YTD 年初至今	1Year 1年	3Years 3年	5Years 5年	10Years 10年	Since Launch 成立至今
<b>Cumulative Return 累積回報 (%)</b>	0.00	0.00	0.00	0.00	1.54	N/A 不適用	5.60
<b>Annualized Return 年度回報 (%)</b>	N/A 不適用	N/A 不適用	0.00	0.00	0.31	N/A 不適用	0.76
<b>Annualized Dollar Cost Averaging Return<sup>1</sup> 年度平均成本回報<sup>1</sup> (%)</b>	N/A 不適用	N/A 不適用	0.00	0.00	0.02	N/A 不適用	0.18
	<b>2011</b>	<b>2010</b>	<b>2009</b>	<b>2008</b>	<b>2007</b>		
<b>Calendar Year Return 曆年回報 (%)</b>	0.00	0.00	0.00	0.09	2.03		

#### Fund Details 基金資料

<b>Investment Manager of the Underlying APIF 相關匯集投資基金的投資經理</b>	AXA Investment Managers Asia Limited 安盛投資管理亞洲有限公司
<b>Launch Date 成立日期</b>	20/1/2005
<b>Fund Price 基金價格</b>	HKD 港元 10.56
<b>Risk Indicator<sup>2</sup> (%) 風險指標<sup>2</sup> (%)</b>	0.00

Note: The name of MPF Conservative Fund has been changed to AXA MPF Conservative Fund in effective on 10th January 2011. Please refer to the relevant Offering Document for the fund details.  
註：強積金保守基金的名稱已更改為AXA強積金保守基金，並於2011年1月10日生效。關於基金的資料，請參閱有關說明書。

Notes:

- Fees and charges of a MPF conservative fund can be deducted from either (i) the assets of the fund or (ii) members' account by way of unit deduction. The AXA MPF Conservative Fund uses method (i) and, therefore, unit prices / NAV / fund performance quoted have incorporated the impact of such fees and charge.
- Investment in the AXA MPF Conservative Fund is not equivalent to placing funds on deposit with a bank or deposit-taking company. A member's rights on redemption of any units held for the account of the member in the constituent fund is limited to the bid price of such units at the relevant time, which could be more or less than the offer price at which such units were purchased. The constituent fund is not subject to the supervision of the Hong Kong Monetary Authority.

注意：

- 強積金保守基金的收費及費用可(一)透過扣除基金的資產收取；或(二)透過扣除會員賬戶中的單位收取。AXA強積金保守基金採用方式(一)收費，故所列之單位價格/資產淨值/基金表現已反映收費及費用之影響。
- 投資於AXA強積金保守基金並不等於將資金存放於銀行或接受存款公司。會員就會員賬戶所持有有關成分基金的任何單位的贖回權利，只限於贖回當時此基金單位的出售價，其既可高於或低於購買該等單位的發售價。此成分基金均不受香港金融管理局監管。

The fund performance information is calculated based on the net asset value (NAV) to NAV in Hong Kong dollar, and is net of management fee (in the case of AXA MPF Conservative Fund, net of scheme administration expenses) and other expenses. The unit prices are based on the NAV of each constituent fund and quoted for indication only.

The “Cumulative Return” is the investment return in a given time period while the “Annualized Return” is the investment return in a given time period presented on a yearly basis.

1. The “Annualized Dollar Cost Averaging Return” is calculated by comparing the total contributed amount over the specified period with the final NAV. A constant amount is used to purchase fund units at the prevailing fund price (NAV per unit) on the last trading day of every month over the specified period. The total contributed amount is the sum of all such monthly contributions. The final NAV is arrived by multiplying the total units cumulated over the specified period with NAV price on the last trading day of such period.
2. The risk indicator shows the annualized standard deviation based on the monthly rates of return of the fund over the past 3 years, and correct to 2 decimal places. Generally, the greater the annualized standard deviation, the more volatile the fund. However, it is not required to indicate the risk indicator if the period between the reporting date of the fund fact sheet and the launch date for the fund is less than 3 years.

Issued by AXA China Region Insurance Company (Bermuda) Limited.

(Not for use in Mainland China)

**AXA China Region Trustees Limited**  
**安盛信託有限公司**

20/F AXA Centre 151 Gloucester Road Wanchai Hong Kong  
香港灣仔告士打道151號安盛中心20樓  
Tel 電話：(852) 2802 2812  
Fax 傳真：(852) 2511 9559  
Website 網址：www.axa.com.hk  
Email 電郵：customer.services@axa.com.hk

基金表現資料以港元的資產淨值(NAV)計算，並扣除管理費(AXA強積金保守基金需扣除計劃行政支出)和其他費用。單位價格是根據每項成分基金的資產淨值釐定，其報價僅供參考之用。

「累積回報」是指按特定時段計算的投資回報，「年度回報」則指按年計算的投資回報。

1. 「年度平均成本回報」的計算是在指定期間內將最終資產淨值比較總投資金額得出。方法是在每月最後一個交易日定期定額投資同一基金，以當時價格購入適量單位(每單位之資產淨值)。總投資金額則等於在指定期間內每月供款的總額；而最終資產淨值則由在指定期間內所購得的基金單位總數乘以該期間最後一個交易日的資產淨值價格而得出。
2. 風險指標是以年度標準差表示，數據是根據過往三年之按月回報率計算，並準確至小數後兩個位。一般來說，年度標準差數值越大，基金的波幅也將相對較高。若基金的概覽報告日與基金的成立日相隔不足三年，便無須提供風險指標。

由安盛保險(百慕達)有限公司刊發。

(不適合於中國大陸境內使用)